

ALARM / PUMP CONTROLLER MODULE MODEL 351

FEATURES

- Microprocessor Based
- Available For Mounting in Enclosure by Others Or In Surface or Pipe Stand Mounted Housings
- Accepts 4-20 mADC Signal From Any Type Transmitter; 2, 3 or 4 wire
- Supplies DC Power For 2-Wire Loops and for 3 or 4-Wire Transmitters
- Field Selectable Fail Safe Action
- Adjustable Time Delay on Relay Operation
- Built-in Loop Power Supply
- Adjustable Starting Time Delay
- Self Checking Diagnostic Routine
- Continuous Setpoint Indication
- Optional Explosion Proof Housing
- Does Not Lose Settings During Power Outages

DESCRIPTION


The [Delta Controls Model 351](#) is designed to be operated as an alarm unit and/or adjustable differential controller. The 351 has a 0-100% "SETPOINT" and 0-100% "DIFFERENTIAL" control. It accepts a 4-20 mADC input signal that is proportional to level (or some other process variable). The 351 is microprocessor based and checks its input signal loop for integrity. The relay may be set up for "Direct" or "Reverse" "Fail-safe" action.

A variable Delay controls the timing of the relay operation to eliminate false switching due to transient conditions of the liquid level or process variable.

The unit is equipped with an intrinsically safe built-in loop power supply. It can also accept a remotely powered 4-20 mADC signal. The transmitter must be intrinsically safe for the loop and the Model 351 input to be intrinsically safe. The 351 must be located in a "Safe" area; the input signal wires may extend into the ignition hazard area.

The Model 351 is potted and sealed in epoxy when it's rated as intrinsically safe. Epoxy potting is optional for all configurations and is recommended when any control is mounted in a moist or corrosive area.

Designed and Manufactured
in the USA by
DELTA CONTROLS



Model 351 Without Housing



Model 351 in Weatherproof Housing

SPECIFICATIONS

- **General Type:** Microprocessor based
- **Supply Power:** 120 or 240 VAC, or 24 VDC
- **Input Range:** 4-20 mADC
- **Relay:** SPDT 10 amp @ 250VAC
- **Switching Action:** Alarm or adjustable differential for on/off pump control
- **Accuracy and Repeatability:** Better than 1% of full scale; dial markings are only approximate
- **Transmitter Loop Power Supply:** 24 VDC
Temperature Range: -20 to +170°F (-30 to 80°C)
- **Signal Loop:** Optional Intrinsically safe, Classes 1&2, Divisions 1&2, Groups B,C,D,E,F,G; Third Party I.S. Certification has not yet been received.
- **Action:** Direct or Reverse failsafe

DELTA CONTROLS CORP

ALARM / PUMP CONTROL MODULE

Model Number BASIC TYPE - SUPPLY VOLTAGE - HOUSING & RATING - OPTIONS

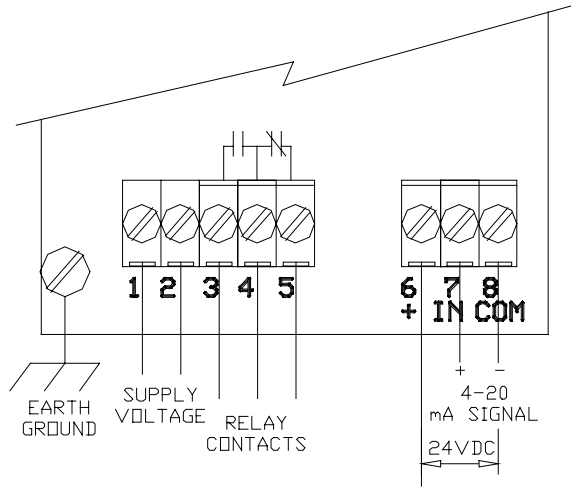
EXAMPLE 351 - 1 - OF - AA

M/N	Description
351	Alarm / Pump Controller

M/N	Voltage
1	120V,50/60Hz
2	240V, 50/60Hz
3	24VDC

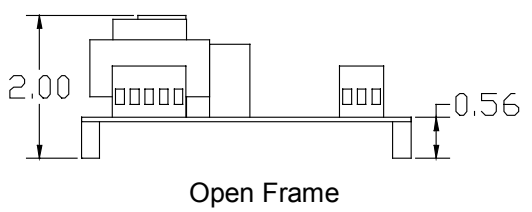
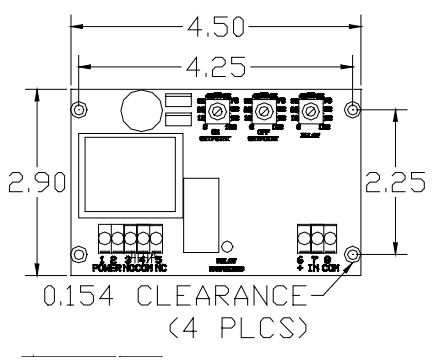
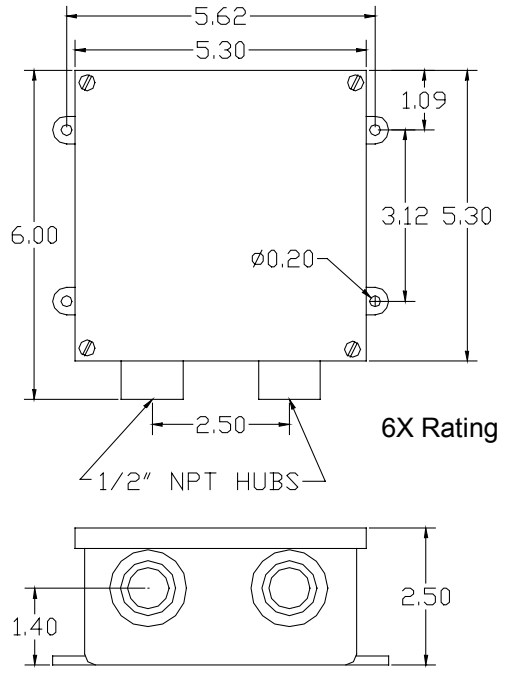
M/N	Description of Rating
OF	Open Frame; No housing, general purpose, surface mounts in user's enclosure.
4X	Hoseproof for corrosive areas, epoxy fiberglass, 4X C.S. and U.L. listed
6X	N4X Hoseproof and N6X Submergible Housing, PVC; U.L. Listed
7C	Explosionproof; Class 1, Division 1, Groups C, D, E, F, G areas; also meets 4X Hoseproof specifications CSA and FM listed
7B	Ditto, except for Group B areas

M/N	Description
AA	No options
IS	Intrinsically Safe Loop Supply
22	Custom features



WIRING HOOKUP

DIMENSIONS



DELTA CONTROLS CORP
 Engineered Sensors – For Difficult Services
 585 Fortson Street
 Shreveport, La. 71107 - USA



Voice: 318-424-8471
 Fax: 318-425-2421
 E-mail: delta@deltacnt.com
 Web Site: http://www.deltacnt.com